



5330 East 25th Street
Indianapolis Indiana 46218
(888) 445-4142
www.tepid.com

ANSI/ISEA Z358.1 Certified
Patent Information:
tepid.com/patents

Stingray Systems T2530/T2535 Wall Mounted Eye/Face Wash

Series: T2530/T2535

The T2530/T2535 emergency eye/face wash is a wall mounted unit that includes an integrated mixing valve so that the plumbing can be run directly to the unit. The eye/face wash shall be manufactured of corrosion resistant materials. The manifold assembly shall be nickel-plated brass unit with machined 1/2" connections with check valves for hot and cold water inlet connections and 1" NPT female connection for drain piping. It shall include a centrally located activator with universal ANSI compliant sign.

The manifold shall include an integral Emergency Eye/Face Wash Mixing Valve that shall control outlet temperature over a wide range of flow and shall be suitable for single eyewash or face/face wash applications in order to comply with the latest ANSI/ISEA Z358.1 requirements. Temperature adjustment shall be vandal resistant.

The control mechanism shall employ a liquid-filled thermostatic motor to drive the valve without additional power requirements. The control mechanism shall employ a stainless steel sliding piston control device with reverse seat closure and both fixed and variable cold-water bypass.

In the event of interruption of the cold water supply, the control mechanism closes off the hot water port, stopping all flow (POSITIVE HOT WATER SHUTOFF). In the event of interruption of the hot water supply, the control mechanism shall allow cold flow through both the fixed and variable bypass. In the event that the liquid motor fails, the control mechanism closes off the hot water port with the reverse seat and fully opens the internal variable bypass to allow cold-water flow.

The bowl assembly shall include a First Aid Red ABS bowl (or stainless steel bowl or no bowl at all). The spray heads shall be PVC with dust caps and designed to flow at the specified flow rate. The spray heads shall be incorporated into a Quick Switch Eyewash Block that can be easily removed and serviced, allowing the supply piping to be flushed. The Quick Switch Eyewash Block (with optional integral point of use filters) shall be a single supply source eyewash unit to ensure symmetrical and equal flow through each spray head. The eye/face wash will come complete with nickel-plated inlet pipe and epoxy coated wall mount bracket. The eye/face wash shall be installed at the correct elevation per ANSI/ISEA Z358.1, be level and be self-draining to hinder bacteria growth. The eye/face wash shall also be independently certified to meet the latest ANSI/ISEA Z358.1 requirements.

As an eye/face wash, this unit will have a regulated flow rate of more than 3 gpm measured at 30 psi.



Model Number:

- T2530 Wall Mounted Standard Eye/Face wash
- T2535 Wall Mounted Barrier-Free Eye/Face wash

Quick Switch Eyewash Block Options:

- Filter 70 Micron (FLT)
- No Filter (NFT)

Bowl Material Options:

- First Aid Red ABS (AB/NA)
- Stainless Steel (SS/NA)
- No Bowl (NA/NA)

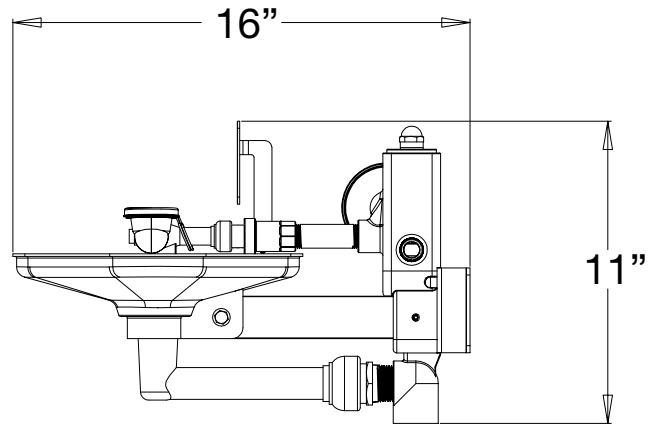
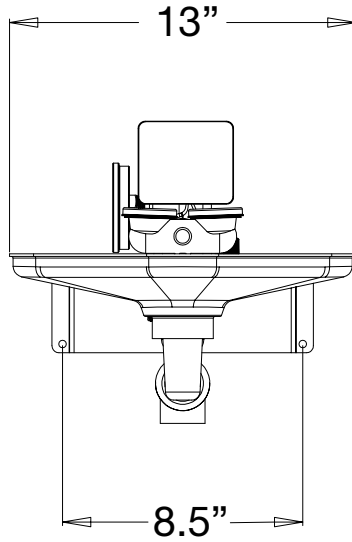


The modular design will allow for modifying the specs of eyewash without replacement of the whole unit.

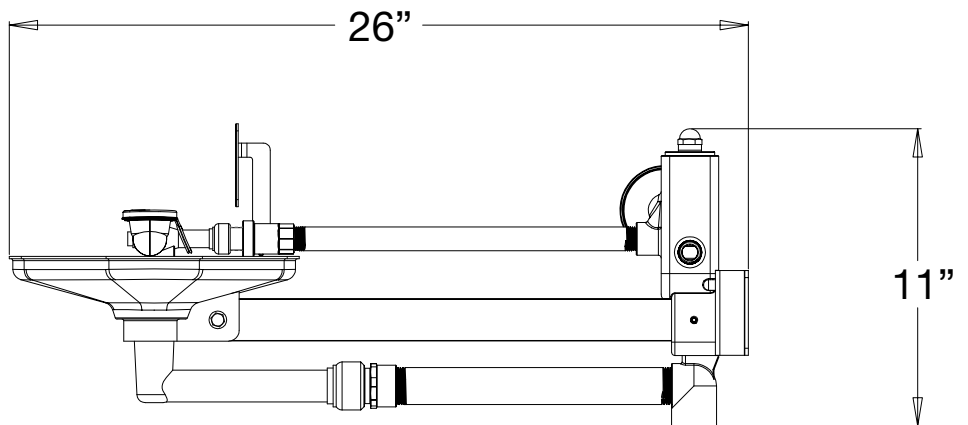
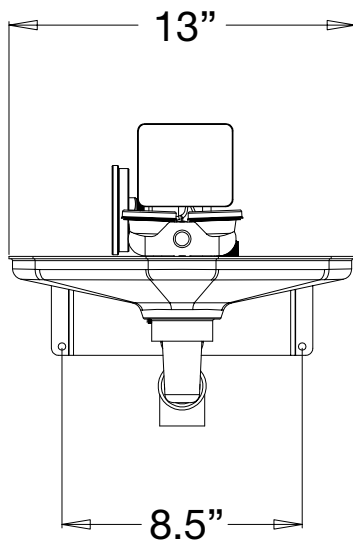


5330 East 25th Street
Indianapolis Indiana 46218
(888) 445-4142
www.tepid.com

ANSI/ISEA Z358.1 Certified
Patent Information:
tepid.com/patents



Model: T2530



Model: T2535