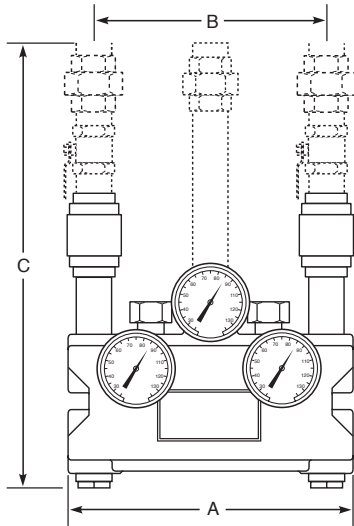


Thermostatic Mixing Valve Model SV160 Emergency Showers

Unit No. 84708



Inlet & Outlet 1 1/4" N.P.T.
Allow for 5" Depth

 **ASSE 1071 Approved**

ASSE Lead Free Certified



The Emergency Shower Mixing Valve shall employ two fully independent control mechanisms which split the flow in half, blend each half to the design temperature and then integrate each stream at the outlet. The valve shall control outlet temperature over a wide range of flow and shall be suitable for deluge shower or eyewash applications in order to comply with ANSI standard Z358.1-2015. The valve shall include three thermometers to measure the temperature of each stream and the merged flow. Temperature adjustment shall be vandal-resistant. Each independent control mechanism shall employ a liquid-filled thermostatic motor to drive the valve without additional power requirements. Each control mechanism shall employ a stainless steel sliding piston control device with reverse seat closure and both fixed and variable cold water bypass.

In the event of interruption of the cold water supply, each control mechanism closes off the hot water port, stopping all flow. Positive hot water shut-off.

In the event of interruption of the hot water supply, each control mechanism shall allow cold flow through both the fixed and variable bypass.

In the event that one liquid motor fails, the control mechanism closes off the hot water port with the reverse seat and fully opens the internal variable bypass to allow cold water flow. The other control mechanism will be unaffected by the failure and will maintain design temperature.

Maximum Inlet Pressure: 125 PSI.

Recommended Supply Pressure: 65 PSI.

Recommended Inlet Temperature: 120°F.*

VALVE FINISH

Rough Bronze Chrome Plate

TEMP. RANGE 70° to 90°F **SET POINT** 85°F

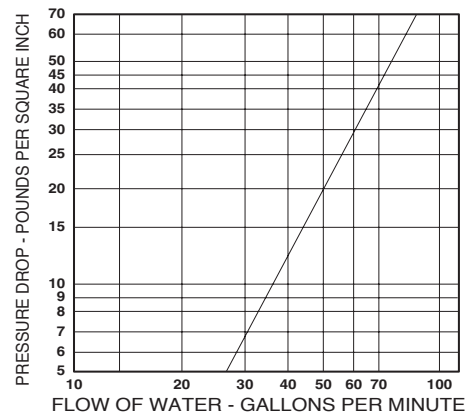
Lock set Mounting Bracket

Lock set includes lockable cover plate and keyed padlock to prevent unauthorized temperature adjustment.

DIMENSIONS:

Valve Number	A	B	C
SV160	11"	9"	16"

CAPACITY OF TYPE SV160 THERMOSTATIC MIXING VALVE FOR EMERGENCY SHOWERS



CAPACITIES - MODEL SV160

Pressure Drop PSI	5	10	20	30	45
Tempered Flow GPM	25	35	50	60	72
Tempered Flow LPM	74	132	189	227	273

BYPASS CAPACITIES - MODEL SV160

Pressure Drop PSI	5	10	20	30	45
Cold Bypass GPM	14	20	28	40	45
Cold Bypass LPM	53	75	106	151	170

Unit includes 0-200°F dial thermometers and inlet check valves.

Note: Hot and cold water inlet pressures must be equal. Provisions shall be made to thermally isolate the valve.

*When supplying 140°F or greater, additional outlet controls should be used.

Design and specification subject to change without notice.

STINGRAY
systems
5330 East 25th Street
Indianapolis Indiana 46218
(888) 445-4142
www.tepid.com

Helps meet
ANSI standard
Z358.1-2015

Patent Information:
tepid.com/patents

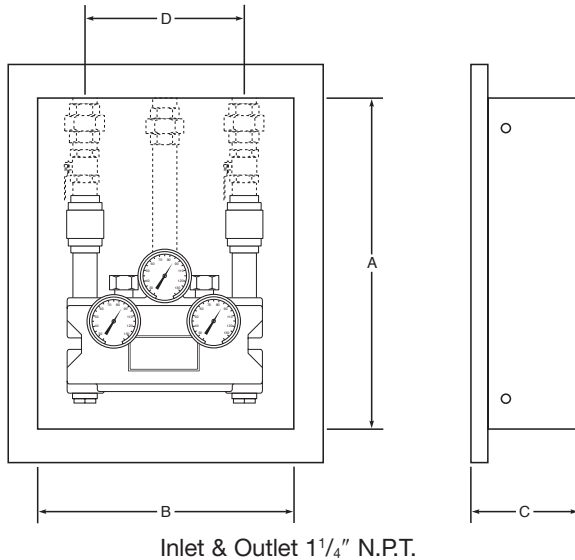
Thermostatic Mixing Valve Model SV160 Emergency Showers

Unit No. 84701

See drawing #8334 for specific valve spec.
Recessed cabinet shown.
Flange is 2".

**ASSE Lead Free
Certified**

ASSE 1071 Approved



The Emergency Shower Mixing Valve shall employ two fully independent control mechanisms which split the flow in half, blend each half to the design temperature and then integrate each stream at the outlet. The valve shall control outlet temperature over a wide range of flow and shall be suitable for deluge shower or eyewash applications in order to comply with ANSI standard Z358.1-2014. The valve shall include three thermometers to measure the temperature of each stream and the merged flow. Temperature adjustment shall be vandal-resistant.

Unit is completely assembled and tested. Cabinet, with clear view port for the thermometers, is shipped separately. See below for cabinet specifications.

In the event of interruption of the cold water supply, each control mechanism closes off the hot water port, stopping all flow. Positive hot water shut-off.

In the event of interruption of the hot water supply, each control mechanism shall allow cold flow through both the fixed and variable by pass.

In the event that one liquid motor fails, the control mechanism closes off the hot water port with the reverse seat and fully opens the internal variable bypass to allow cold water flow. The other control mechanism will be unaffected by the failure and will maintain design temperature.

General Purpose – Cabinet Specifications:

	STAINLESS	CARBON STEEL
Body:	18 Ga.	16 Ga.
Door:	18 Ga.	16 Ga.
Finish:	Type 304 with No. 4 Finish	Baked white enamel

VALVE FINISH

Rough Bronze Chrome Plate

TYPE OF CABINET MATERIAL

Recessed Stainless

Semi-Recessed Carbon Steel

Surface

Cabinet includes lock with two keys.

Hinged left side, piano type.

TEMP. RANGE

70° to 90°F

Lock set

SET POINT

85°F

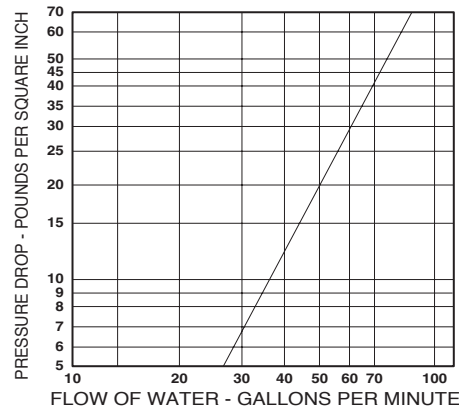
Mounting Bracket

Lock set includes lockable cover plate and keyed pad-lock to prevent unauthorized temperature adjustment.

DIMENSIONS:

Valve Number	A	B	C	D
SV160	23"	19"	6 ³ / ₄ "	9"

CAPACITY OF TYPE SV160 THERMOSTATIC MIXING VALVE FOR EMERGENCY SHOWERS



CAPACITIES – MODEL SV160

Pressure Drop PSI	5	10	20	30	45
Tempered Flow GPM	25	35	50	60	72
Tempered Flow LPM	74	132	189	227	273

BYPASS CAPACITIES - MODEL SV160

Pressure Drop PSI	5	10	20	30	45
Cold Bypass GPM	14	20	28	40	45
Cold Bypass LPM	53	75	106	151	170

Unit includes 0-200°F dial thermometers and inlet check valves.

Note: Hot and cold water inlet pressures must be equal. Provisions shall be made to thermally isolate the valve.

STINGRAY
systems
5330 East 25th Street
Indianapolis Indiana 46218
(888) 445-4142
www.tepid.com

Helps meet
ANSI standard
Z358.1-2014

Design and specification subject to change without notice.